

Oil-injected rotary screw compressors

G 15L-22/GA 15-26/GA 11+30
(11-30 kW/15-40 hp)

G 15L-22/GA 15-26/GA 11⁺-30
(11-30 kW/15-40 hp)



Innovating for a sustainable future

At Atlas Copco, we have always looked ahead. Which products and services will make our customers more successful? Your future drives the Atlas Copco team every day. It is the reason why we devote so much time and so many resources to innovation. If there are technologies that will advance your productivity, we will find them. That is what we have been doing for almost 150 years now, setting new standards in compressed air reliability, efficiency, connectivity, and sustainability.

It's that last principle that now comes first. Sustainability is no longer something we should strive for, but something we must achieve. Productivity and growth will have to be built on sustainability. Atlas Copco – our products, our services, and our people – will help you get there, as we always have.

The technology that drives sustainability



Elektronikon® Nano™ controller

Packed with control and monitoring features that allow you to maximize compressor efficiency.



Proprietary element

Our rotary screw elements are designed in-house specifically to reduce energy use.



Energy recovery

Gives you additional energy savings by recovering and re-using up to 80% of the heat the compressor produces.

Meeting your every need for compressed air



Atlas Copco's G, GA, and GA+ oil-injected screw compressors provide you with industry-leading performance, reliability and low cost of ownership. The G 15L-22 is a high-quality, reliable air compressor with the lowest initial investment cost. The GA 15-26 provides all-in-one technology and reduced sound levels. The GA 11+30 delivers top quality and efficiency in the fixed-speed compressor segment.



G 15L-22 Robust economical compressors

- Atlas Copco premium quality and reliability at the lowest initial investment cost.
- Easy installation and maintenance.
- Premium connectivity with the Elektronikon Nano.
- Over-the-air updates ensure your G 15L-22 gets even better over time.



GA 15-26 Compact industrial air systems

- Premium GA quality and optimal serviceability at a low initial investment cost.
- Quality, dry air thanks to the integrated dryer.
- Total control and assured efficiency with the Elektronikon® Swipe controller.



GA 11+30 Industry-leading performers

- Exceptional Free Air Delivery and efficiency.
- Best-in-class power consumption and noise emission.
- Thanks to the integrated dryer, high quality dry air is guaranteed.
- Easy control and maintenance with the Elektronikon® Touch controller with high-definition color display.

G 15L-22: Robust economical compressors with premium connectivity

Meet the belt-driven compressor that gets better over time. Atlas Copco's G 15L-22 is quiet, efficient, powerful, reliable and economical. And thanks to its advanced Elektronikon Nano controller, you don't miss out on any feature updates and improvements. It's easy to use too: you can control and monitor your G 15L-22 with the SMARTLINK app on your mobile device. In short, the G 15L-22 checks all the boxes that matter most to today's small business owner.



1 Belt-driven element & motor

- Atlas Copco's patented rotary screw element and an IE3 motor allow for a 100% duty cycle.
- The complete unit was designed to operate at ambient temperatures of up to 46°C/115°F.
- Reduced noise levels and low vibration.



2 Elektronikon Nano control & monitoring

- Uncluttered, intuitive display.
- Advanced control algorithms, including Delayed Second Stop.
- Remote control and monitoring.
- Real-time service alerts on your computer or mobile device.
- Over-the-air updates continually improve your compressor.
- Run a remote leakage detection program to eliminate energy waste.



3 Cost-efficient maintenance

All the main components, the oil separator and oil filter are easily accessible, ensuring fast and simple maintenance.



4 Easy installation

- Available in multiple configurations – including floor or tank-mounted and with or without integrated dryer.
- Extremely small footprint and cooling air discharge from the top allow for placement against a wall or even in a corner.

5 Full Feature (FF)

- Integrated refrigerant air dryer.
- In-line air filters.

Your future-proof compressor

The G 15L-22 is the first compressor to feature the revolutionary Elektronikon Nano controller. Its real-time connection with Atlas Copco's SMARTLINK app gives you:

- Remote control: Turn your G 15L-22 on/off, select unload/load pressure and pressure bands, and set a compressor timer via Bluetooth*.
- Monitoring & optimization: Monitor your compressor's pressure, temperature, running hours and operation mode from anywhere. In addition, SMARTLINK tracks more than 30 datapoints and sends clear, actionable summaries straight to your computer or mobile device.
- A compressor that gets better over time: New features are automatically made available for secure wireless download.

Download
SMARTLINK now!



GA 15-26: Compact industrial air systems

Atlas Copco's all-in-one GA 15-26 compressor is always ready to supply high-quality air and help you tackle your daily challenges. Beating any workshop solution, the GA 15-26 keeps your air network clean and your production up and running.



1 Robust element & motor

- The GA 15-26's new compression element is combined with an IE3 efficiency motor.
- 5-6% higher efficiency compared to belt-driven systems.
- Gear-driven drive train for best-in-class reliability and limited maintenance.



2 Advanced monitoring

- State-of-the-art monitoring thanks to the Elektronikon Swipe with built-in connectivity.
- Service and warning indications, error detection and compressor shut-down.
- Standard **SMARTLINK** remote monitoring to maximize air system performance and energy savings.
- Optional Elektronikon Touch controller for enhanced remote monitoring features and service time indications.

3 High-tech oil vessel

- Protection from oil contamination: very low oil carry-over thanks to the vertical design of the oil vessel.
- Extremely low air losses during load/unload cycle thanks to minimized oil vessel size.



4 Integrated quality air solutions

- The integrated dryer avoids condensation and corrosion in the network. Optional filters for air quality up to ISO Class 1 level (<0.01 ppm).
- Standard included water separator.
- Additional energy savings with the dryer's electronic no-loss drain.

5 Easy installation

- A true plug-and-play solution for installation companies and OEMs.
- Optional integrated dryer, air filters and factory-mounted 500L receiver.
- Easy transportation by forklift.
- Remarkably compact footprint.



GA 11+-30: Industry-leading performers

Advanced connectivity and control, ground-breaking efficiency, superior reliability, ... the GA 11+-30 meets and exceeds the highest expectations. In addition, it comes with the widest range of options so you can tailor the unit to your specific requirements. If you need the very best, the GA 11+-30 delivers without compromise.



1

Reliable motor & drive train

- At the heart of the GA 11+-30 is Atlas Copco's state-of-the-art compression element.
- The element is coupled with a maintenance-free and highly efficient gearbox.
- The IE4 efficiency rated motor and drive train are greased for life to avoid improper re-greasing.
- Free Air Delivery is increased by 6-10% and power consumption is reduced by 3-8% thanks to packaging and the high-performance compression element.



2

Innovative fan

- Based on the newest technologies.
- Highly efficient, compliant with ERP2015.
- Low noise levels.



3

Advanced control

- High-tech Elektronikon Touch controller with warning indications, compressor shut-down and maintenance scheduling.
- Easy to use and designed to perform in the toughest conditions.
- Built-in phase sequence relay for motor control and protection.
- Standard **SMARTLINK** remote monitoring to maximize air system performance and energy savings.
- Optional multiple compressor control (2, 4 or 6 compressors).



2

4



4

Quality air solutions

- Integrated dryer range with counterflow heat exchanger and integrated water separator.
- The integrated dryer can be outfitted with optional DD or UD+ filters, resulting in oil carry-over as low as 0.01 ppm.
- Water separation of nearly 100% in all conditions with the standard electronic no-loss drain and integrated water separator in the aftercooler.

5

Electrical cubicle

- Reduced cubicle temperature doubles the lifetime of the electrical components.

Advanced control for superior performance

The right controller



GA 11+-30: Elektronikon Touch

- Ease of use: 4.3-inch high-definition color display with clear pictograms and service indicator.
- Reliable: user-friendly, multilingual user interface and durable keyboard.
- Flexible: four different week schedules for 10 consecutive weeks.
- Internet-based compressor visualization with a simple Ethernet connection.
- Remote control and connectivity functions.

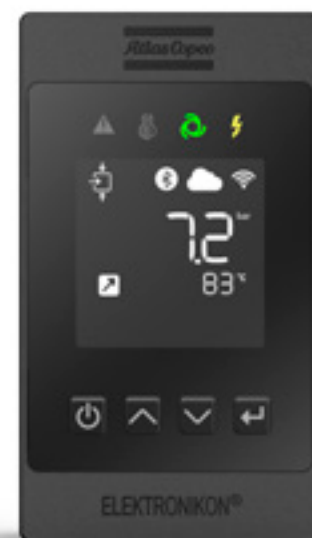


GA 15-26: Elektronikon Swipe

- Ease of use: intuitive navigation with clear pictograms and extra LED indicator for service.
- Visualization through web browser with a simple Ethernet connection.
- Easy to upgrade.

G 15L-22: Elektronikon Nano

- Ease of use: premium quality, intuitive display.
- Flexibility: remote control and monitoring.
- Peace of mind: real-time service alerts on computer or mobile device.
- Future-proof performance: over-the-air updates deliver new features and improvements.
- Increased efficiency: remote leakage detection program eliminates energy waste.

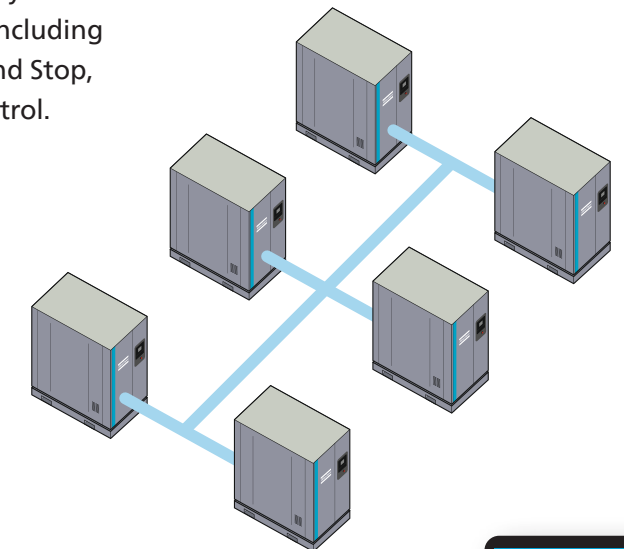


Flexible control and monitoring features

The next-generation Elektronikon controllers offer a great variety of control and monitoring features that allow you to increase your compressor's efficiency and reliability, including automatic restart after voltage failure, Delayed Second Stop, Dual Pressure Set Point, and multiple compressor control.

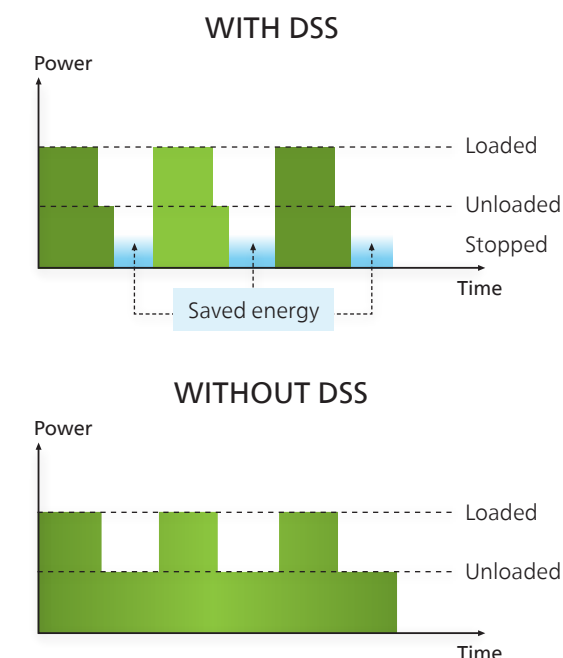
Multiple compressor control

Manage and optimize up to 6 compressors in one air network with the Equalizer 4.0 (integrated in your compressor or as a standalone unit).

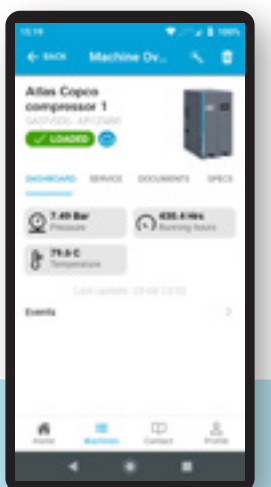


Delayed Second Stop (DSS)

The DSS feature stops the compressor's motor whenever possible. The controller maintains the desired system pressure while minimizing the motor run time to keep your energy consumption at a minimum.



SMARTLINK



SMARTLINK

SMARTLINK brings real-time monitoring of your compressor's operational parameters to your computer or mobile device:

- Performance data and insights identify opportunities for optimization.
- Service timeline.
- Maintenance and service alerts.
- Online resource center with manuals, documentation and technical information.

Built-in quality air

Untreated compressed air contains moisture, aerosols and dirt particles that can damage your air system and contaminate your end product. The resulting maintenance expenses can far exceed air treatment costs. Atlas Copco GA compressors provide the clean, dry air that improves your system’s reliability, avoiding costly downtime and production delays, and safeguarding the quality of your products.



Integrated purity

Many Atlas Copco compressors (Full Feature option) come with an integrated dryer that efficiently removes moisture, aerosols and dirt particles to protect your investment. This quality air expands the lifetime of your equipment, increasing efficiency and ensuring the quality of your final product.

- Available in several variants, giving you high-quality air in all ambient conditions.
- The heat exchanger with integrated water separator minimizes the energy required to reach a certain air quality.
- Pressure dewpoint at 3°C/37°F on GA+ (100% relative humidity at 20°C/68°F) and 5°C/41°F on GA.
- The dryer’s global warming potential has been reduced by 44% on average. This not only results from the refrigerant’s environmentally-friendly characteristics, but also from the smaller volume that is needed (valid for GA+).
- Can be outfitted with optional UD+ filters to obtain the exact air quality you need.

	ISO QUALITY CLASS*	DIRT PARTICLE SIZE	WATER PRESSURE DEWPOINT GA**	WATER PRESSURE DEWPOINT GA+**	OIL CONCENTRATION
Pack unit	3..4	3 microns	-	-	3 ppm
Full Feature unit	3.4.4	3 microns	+5°C/41°F	+3°C/37°F	3 ppm
Full Feature unit with Class 2 integrated filter	2.4.2	1 micron	+5°C/41°F	+3°C/37°F	0.1 ppm
Full Feature unit with Class 1 integrated filter	1.4.1	0.01 microns	+3°C/37°F	+3°C/37°F	0.01 ppm

* The table values are maximum limits according to the respective ISO quality class.
** Water pressure dewpoint based on 100% RH at 20°C/68°F.

Built-in energy recovery

As much as 90% of the electrical energy used by a compressed air system is converted into heat. Why let that heat go to waste? A specifically developed energy recovery system can be built into your GA and GA+, allowing you to recover up to 75% of that power input as hot air or hot water (e.g.: changing room showers). Through efficient use of the recovered energy, you generate important energy cost savings and a high return on investment without compromising your compressor’s performance.

Use your compressor twice

Hot water

Convert compressor heat into hot water for:

- Radiators
- Laundries, industrial cleaning and sanitary facilities
- Industrial process heating
- Canteens and large kitchens
- Food, chemical and pharmaceutical industries



Ducting

Recovered hot air can be used for:

- Auxiliary or main heating of warehouses and workshops
- Drying processes



Options

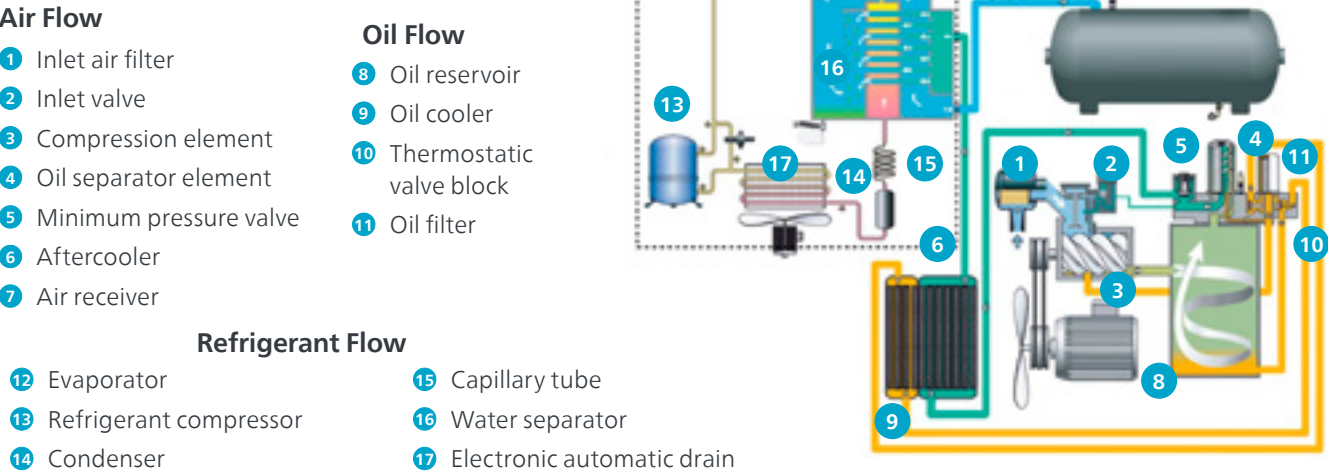
Some applications may need or may benefit from additional options, more refined control or air treatment systems. To meet these needs, Atlas Copco has developed options and easily integrated compatible equipment providing the lowest cost compressed air.

	G 15L-22	GA 15-26	GA 11+-30
Integrated filter (DD+ or UD+)	•	•	•
Dryer bypass	-	•	•
Gear/Direct Driven	-	✓	✓
Electronic Water Drains (EWD) on coolers	•	•	✓
Air receiver drain EWD	•	•	N/A
Motor space heater + thermistors	-	•	•
Phase sequence relay	-	✓	✓
Tropical thermostat	•	•	•
Freeze protection	-	•	•
Heavy duty air inlet filter	-	•	•
Fan Saver Cycle	-	•	•
Compressor inlet pre-filter	-	•	•
Wooden package	•	•	-
Rain protection	-	-	•
Nema 4 & Nema 4X cubicle	-	-	•
Central control license 4 (EQ4i) or 6 (EQ6i) machines	-	•	•
Elektronikon® Touch*	-	•	✓
Roto Synthetic FoodGrade oil	•	•	•
Roto Synthetic Xtend oil	•	•	•
Energy recovery	-	•	•
Modulating control	-	-	•
Main power isolator switch	-	•	•
High ambient temperature versions (55°C/131°F for pack, 50°C/122°F for FF)	-	-	•
Performance certificates	•	•	•

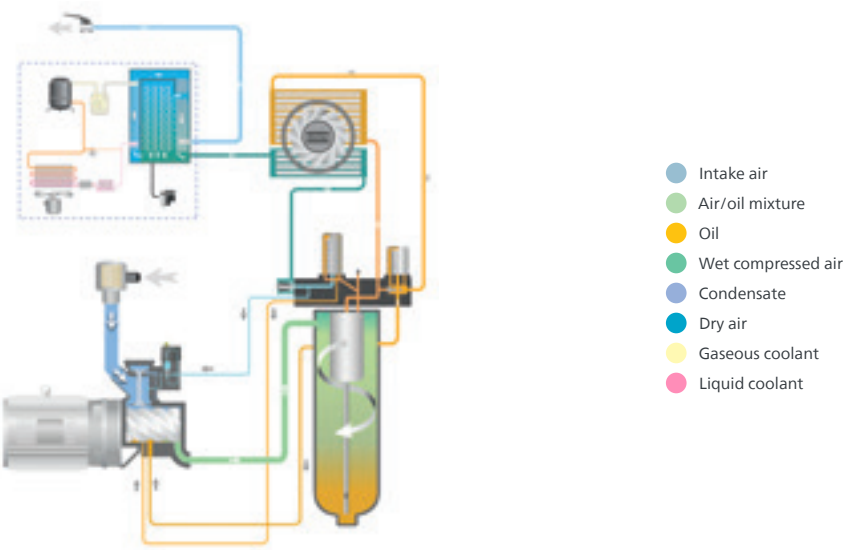
* Except on GA 30. ✓ : Standard • : Optional - : Not available

Flow charts

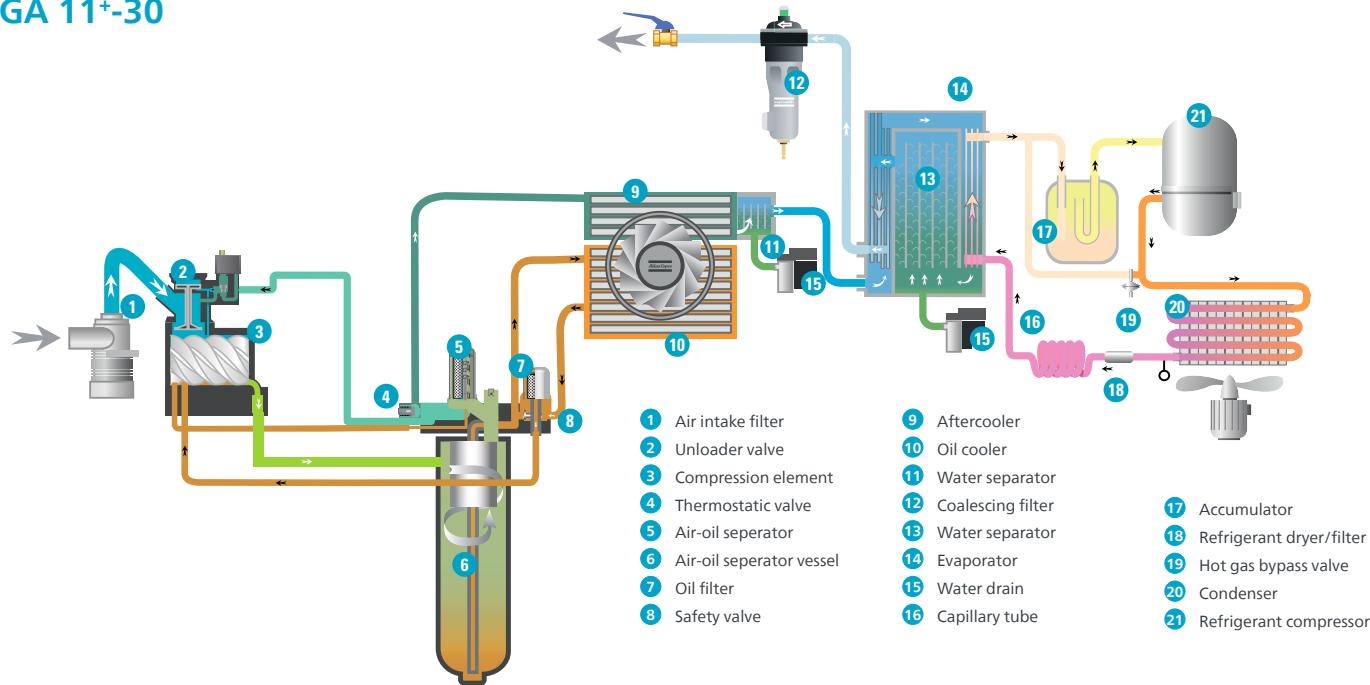
G 15L-22



GA 15-26



GA 11+-30



Technical specifications G 15L-22

Compressor type		Max. working pressure				Capacity FAD*			Installed motor power		Noise level**	Weight***			
		Pack		Full Feature								FM	FM FF	TM	TM FF
		bar(e)	psig	bar(e)	psig	l/s	m³/hr	cfm	kW	hp	dB(A)	kg	kg	kg	kg
50 Hz version															
G 15L	7.5	7.5	108.8	7.3	105	42.5	153.0	90.1	15	20	67	313	371	537	551
	10	10	145.0	9.8	141	38.5	138.6	81.6	15	20	67	313	371	537	551
	13	13	188.5	12.8	185	31.2	112.3	66.1	15	20	67	313	371	537	551
G 18	7.5	7.5	108.8	7.3	105	52.1	187.6	110.4	18	25	69	328	392	545	572
	10	10	145.0	9.8	141	45.4	162.4	95.6	18	25	69	328	392	545	572
	13	13	188.5	12.8	185	38.5	138.6	81.6	18	25	69	328	392	545	572
G 22	7.5	7.5	108.8	7.3	105	62.0	223.2	131.4	22	30	70	344	408	561	588
	10	10	145.0	9.8	141	54.1	194.7	114.5	22	30	70	344	408	561	588
	13	13	188.5	12.8	185	46.4	167.1	98.3	22	30	70	344	408	561	588
60 Hz version															
G 15L	100	7.4	107	7.2	104	44.0	158.4	93.2	15	20	67	313	371	537	551
	125	9.1	132	8.9	129	38.8	139.7	82.2	15	20	67	313	371	537	551
	150	10.8	157	10.6	154	37.0	133.2	78.4	15	20	67	313	371	537	551
	175	12.6	182	12.3	178	32.7	117.7	69.3	15	20	67	313	371	537	551
G 18	100	7.4	107	7.2	104	51.8	186.5	109.8	18	25	69	328	392	545	572
	125	9.1	132	8.9	129	46.9	168.8	99.4	18	25	69	328	392	545	572
	150	10.8	157	10.6	154	43.3	155.9	91.7	18	25	69	328	392	545	572
	175	12.6	182	12.3	178	39.9	143.6	84.5	18	25	69	328	392	545	572
G 22	100	7.4	107	7.2	104	60.5	217.8	128.2	22	30	70	344	408	561	588
	125	9.1	132	8.9	129	53.7	193.3	113.8	22	30	70	344	408	561	588
	150	10.8	157	10.6	154	48.6	175.0	103.0	22	30	70	344	408	561	588
	175	12.6	182	12.3	178	46.0	165.6	97.5	22	30	70	344	408	561	588

* Unit performance measured according to ISO 1217 ed. 4 2009, annex C, latest edition.
** Mean noise level measured at a distance of 1 m according to ISO 2151: 2004 using ISO 9614/2 (sound intensity method); tolerance 3 dB(A).
*** **FM**: Floor-mounted, **FM FF**: Floor-mounted Full Feature, **TM**: Tank-mounted, **TM FF**: Tank-mounted Full Feature.


Reference conditions:

- Absolute inlet pressure 1 bar (14.5 psi).
- Intake air temperature 20°C/68°F.

FAD is measured at the following effective working pressures:
7 bar(e), 9.5 bar(e), 12.5 bar(e)

Maximum working pressure:
13 bar(e) (188 psig)

Dimensions



FM
Standard

L: 1130 mm, 44.5"
W: 833 mm, 32.8"
H: 1220 mm, 48.0"

FM
Full Feature

L: 1280 mm, 50.4"
W: 833 mm, 32.8"
H: 1220 mm, 48.0"

TM

L: 1921 mm, 75.6"
W: 833 mm, 32.8"
H: 1832 mm, 72.1"

Technical specifications GA 15-26

Compressor type		Max. working pressure				Capacity FAD*			Installed motor power		Noise level**	Weight (kg)***			
		Pack		Full Feature								FM	FM FF	TM	TM FF
		bar(e)	psig	bar(e)	psig	l/s	m³/hr	cfm	kW	hp	dB(A)				
50 Hz version															
GA 15	7.5	7.5	108.8	7.3	105	46.9	168.8	99.4	15	20	65	455	529	645	718
	8.5	8.5	123.3	8.3	120	43.5	156.6	92.2	15	20	65	455	529	645	718
	10	10	145.0	9.8	141	39.3	141.5	83.3	15	20	65	455	529	645	718
	13	13	188.5	12.8	185	33.3	119.9	70.6	15	20	65	455	529	645	718
GA 18	7.5	7.5	108.8	7.3	105	59.6	214.6	126.3	18	25	67	464	559	654	749
	8.5	8.5	123.3	8.3	120	57.0	205.2	120.8	18	25	67	464	559	654	749
	10	10	145.0	9.8	141	49.5	178.2	104.9	18	25	67	464	559	654	749
	13	13	188.5	12.8	185	40.0	144.0	84.8	18	25	67	464	559	654	749
GA 22	7.5	7.5	108.8	7.3	105	65.6	236.2	139.0	22	30	68	480	575	670	765
	8.5	8.5	123.3	8.3	120	63.3	227.9	134.1	22	30	68	480	575	670	765
	10	10	145.0	9.8	141	55.9	201.2	118.4	22	30	68	480	575	670	765
	13	13	188.5	12.8	185	49.3	177.5	104.5	22	30	68	480	575	670	765
GA 26	7.5	7.5	108.8	7.3	105	73.2	263.5	155.1	26	35	69	490	585	680	775
	8.5	8.5	123.3	8.3	120	67.2	241.9	142.4	26	35	69	490	585	680	775
	10	10	145.0	9.8	141	64.9	233.6	137.5	26	35	69	490	585	680	775
	13	13	188.5	12.8	185	57.2	205.9	121.2	26	35	69	490	585	680	775
60 Hz version															
GA 15	100	7.4	107.0	7.1	103	47.6	171.4	100.9	15	20	65	455	529	645	718
	125	9.1	132.0	8.9	128	43.3	155.9	91.7	15	20	65	455	529	645	718
	150	10.8	157.0	10.6	153	40.0	144.0	84.8	15	20	65	455	529	645	718
	175	12.6	182.0	12.3	178	33.5	120.6	71.0	15	20	65	455	529	645	718
GA 18	100	7.4	107.0	7.1	103	60.3	217.1	127.8	18	25	67	464	559	654	749
	125	9.1	132.0	8.9	128	57.7	207.7	122.3	18	25	67	464	559	654	749
	150	10.8	157.0	10.6	153	49.5	178.2	104.9	18	25	67	464	559	654	749
	175	12.6	182.0	12.3	178	39.4	141.8	83.5	18	25	67	464	559	654	749
GA 22	100	7.4	107.0	7.1	103	67.2	241.9	142.4	22	30	68	480	575	670	765
	125	9.1	132.0	8.9	128	63.2	227.5	133.9	22	30	68	480	575	670	765
	150	10.8	157.0	10.6	153	60.2	216.7	127.6	22	30	68	480	575	670	765
	175	12.6	182.0	12.3	178	49.9	179.6	105.7	22	30	68	480	575	670	765
GA 26	100	7.4	107.0	7.1	103	69.9	251.6	148.1	26	35	69	490	585	680	775
	125	9.1	132.0	8.9	128	66.5	239.4	140.9	26	35	69	490	585	680	775
	150	10.8	157.0	10.6	153	63.7	229.3	135.0	26	35	69	490	585	680	775
	175	12.6	182.0	12.3	178	56.6	203.8	119.9	26	35	69	490	585	680	775

* Unit performance measured according to ISO 1217 ed. 4 2009, annex C, latest edition.
** Mean noise level measured at a distance of 1 m according to ISO 2151: 2004 using ISO 9614/2 (sound intensity method); tolerance 3 dB(A).
*** **FM**: Floor-mounted, **FM FF**: Floor-mounted Full Feature, **TM**: Tank-mounted, **TM FF**: Tank-mounted Full Feature.


Reference conditions:

- Absolute inlet pressure 1 bar (14.5 psi).
- Intake air temperature 20°C/68°F.

FAD is measured at the following effective working pressures:
7 bar(e), 8 bar(e), 9.5 bar(e), 12.5 bar(e)

Maximum working pressure:
13 bar(e) (188 psig)

Dimensions



Standard

H TM: 1832 mm, 72"
H FM: 1220 mm, 48"
L TM: 1904 mm, 74"
L FM: 1280 mm, 50"
W: 833 mm, 33"

Full Feature

H TM: 1832 mm, 72"
H FM: 1220 mm, 48"
L TM: 1904 mm, 74"
L FM: 1775 mm, 69"
W: 833 mm, 33"

Technical specifications

GA 11+-30 (50 Hz version)

Compressor type	Max. working pressure				Capacity FAD*			Installed motor power		Noise level**	Weight		
	Pack		Full Feature								Pack	Full Feature	
	bar(e)	psig	bar(e)	psig	l/s	m³/hr	cfm	kW	hp		dB(A)	kg	kg
GA 11+	7.5	7.5	109	7.3	105	37.7	135.7	79.9	11	15	68	411	451
	8.5	8.5	116	8.3	120	35.2	126.7	74.6	11	15	68	411	451
	10	10	145	9.8	141	32.3	116.3	68.4	11	15	68	411	451
	13	13	189	12.8	185	25.9	93.2	54.9	11	15	68	411	451
GA 15+	7.5	7.5	109	7.3	105	51.6	185.8	109.3	15	20	69	427	483
	8.5	8.5	116	8.3	120	47.7	171.7	101.1	15	20	69	427	483
	10	10	145	9.8	141	42.9	154.4	90.9	15	20	69	427	467
	13	13	189	12.8	185	35.5	127.8	75.2	15	20	69	427	467
GA 18+	7.5	7.5	109	7.3	105	62.1	223.6	131.6	18.5	25	69	428	484
	8.5	8.5	116	8.3	120	57.9	208.4	122.7	18.5	25	69	428	484
	10	10	145	9.8	141	53.7	193.3	113.8	18.5	25	69	428	484
	13	13	189	12.8	185	44.0	158.4	93.2	18.5	25	69	428	484
GA 22+	7.5	7.5	109	7.3	105	73.5	264.6	155.7	22	30	67	487	545
	8.5	8.5	116	8.3	120	69.4	249.8	147.1	22	30	67	487	545
	10	10	145	9.8	141	61.7	222.1	130.7	22	30	67	487	545
	13	13	189	12.8	185	54.2	195.1	114.8	22	30	67	487	545
GA 26+	7.5	7.5	109	7.3	105	85.7	308.5	181.6	26	35	68	490	548
	8.5	8.5	116	8.3	120	82.0	295.2	173.7	26	35	68	490	548
	10	10	145	9.8	141	76.7	276.1	162.5	26	35	68	490	545
	13	13	189	12.8	185	66.3	238.7	140.5	26	35	68	490	545
GA 30	7.5	7.5	109	7.3	105	95.9	345.2	203.2	30	40	70	509	567
	8.5	8.5	116	8.3	120	91.8	330.5	194.5	30	40	70	509	567
	10	10	145	9.8	141	85.2	306.7	180.5	30	40	70	509	567
	13	13	189	12.8	185	76.3	274.7	161.7	30	40	70	509	567

Dimensions



Technical specifications

GA 11+-30 (60 Hz version)

Compressor type	Max. working pressure				Capacity FAD*			Installed motor power		Noise level**	Weight		
	Pack		Full Feature								Pack	Full Feature	
	bar(e)	psig	bar(e)	psig	l/s	m³/hr	cfm	kW	hp				dB(A)
GA 11+	100	7.4	107	7.2	104	39.0	140.4	82.6	11	15	68	411	451
	125	9.1	132	8.9	128	34.0	122.4	72.0	11	15	68	411	451
	150	10.8	157	10.6	153	29.7	106.9	62.9	11	15	68	411	451
	175	12.6	183	12.3	179	25.6	92.2	54.2	11	15	68	411	451
GA 15+	100	7.4	107	7.2	104	50.8	182.9	107.6	15	20	69	427	483
	125	9.1	132	8.9	128	45.3	163.1	96.0	15	20	69	427	483
	150	10.8	157	10.6	153	39.3	141.5	83.3	15	20	69	427	467
	175	12.6	183	12.3	179	34.9	125.6	73.9	15	20	69	427	467
GA 18+	100	7.4	107	7.2	104	62.6	225.4	132.6	18.5	25	69	428	484
	125	9.1	132	8.9	128	55.6	200.2	117.8	18.5	25	69	428	484
	150	10.8	157	10.6	153	49.9	179.6	105.7	18.5	25	69	428	484
	175	12.6	183	12.3	179	43.8	157.7	92.8	18.5	25	69	428	484
GA 22+	100	7.4	107	7.2	104	74.3	267.5	157.4	22	30	67	487	545
	125	9.1	132	8.9	128	68.5	246.6	145.1	22	30	67	487	545
	150	10.8	157	10.6	153	61.5	221.4	130.3	22	30	67	487	545
	175	12.6	183	12.3	179	56.4	203.0	119.5	22	30	67	487	545
GA 26+	100	7.4	107	7.2	104	85.4	307.4	181.0	26	35	68	490	548
	125	9.1	132	8.9	128	78.7	283.3	166.8	26	35	68	490	548
	150	10.8	157	10.6	153	71.6	257.8	151.7	26	35	68	490	545
	175	12.6	183	12.3	179	63.5	228.6	134.5	26	35	68	490	545
GA 30	100	7.4	107	7.2	104	90.3	325.1	191.3	30	40	70	509	567
	125	9.1	132	8.9	128	88.4	318.2	187.3	30	40	70	509	567
	150	10.8	157	10.6	153	82.6	297.4	175.0	30	40	70	509	567
	175	12.6	183	12.3	179	74.7	267.8	158.3	30	40	70	509	567

* Unit performance measured according to ISO 1217, Annex C, latest edition.
** Mean noise level measured according to ISO 2151/Pneuro/Cagi PN8NTC2 test code; tolerance 2 dB(A).

- Reference conditions:
- Absolute inlet pressure 1 bar (14.5 psi)
 - Intake air temperature 20°C, 68°F

- FAD is measured at the following working pressures:
- 7.5 bar versions at 7 bar
 - 8 bar versions at 8 bar
 - 10 bar versions at 9.5 bar
 - 13 bar versions at 12.5 bar

Pressure dewpoint of integrated refrigerant dryer of GA 11+ - GA 15+ - GA 18+ - GA 22+ - GA 26+ - GA 30 at reference conditions 2°C to 3°C, 36°F to 37°F.



Atlas Copco

atlascopco.com

