

Refrigerated Compressed Air Dryers

HITN SERIES - HIGH INLET TEMPERATURE



HITN HIGH INLET TEMPERATURE REFRIGERATED AIR DRYERS



MAKE THE RIGHT CHOICE

Hankison HITN High Inlet Temperature refrigerated air dryers are designed to efficiently dry compressed air with inlet temperatures up to 180°F.


With six pre-engineered sizes to choose from, the HITN is the ideal drying solution for auto service centers and general shop air applications that use piston type air compressors 5.0 to 30 horsepower.

BUILT TO INTERNATIONAL STANDARDS FOR PERFORMANCE, SAFETY & ENVIRONMENTAL SUSTAINABILITY

- ✓ Moisture removal to ISO 8573-1: 2010 Quality Class 6 (50°F) pressure dew point
- ✓ Certified for quality and safety to UL1995/CSA 22.2 No. 236-95
- ✓ Environmentally friendly R-134a and R-407c refrigerants

BUILT TO LAST


Stainless steel brazed plate heat exchangers with integral demister separator ensure optimal heat transfer for the life of the dryer



Adjustable timed electric drain – valve open and closed time – reliably discharges condensate from the dryer



Widely spaced Inlet/Outlet connections, flow direction stamped into cabinet, for ease of installation and filter mount



Instrumentation with lighted compressor On/Off switch, dew point temperature indicator and fault light




BETTER BY DESIGN

- Top mount fan, upward condenser air flow allows installation in tight spaces
- Bottom base rail with pre-drilled mounting holes for secure floor mount
- Quick release front panel for ease of access to dryer internals for routine maintenance



PROTECT YOUR SYSTEM WITH ISO QUALITY CLASS AIR

Dry the air then select a General Purpose particulate filter to capture particles down to 1.0 micron and Coalescing filter to remove 99.9% of the oil.



MODEL	CONNECTION (NPT)	ISO QUALITY CLASS MOISTURE	GENERAL PURPOSE AFTER-FILTER	CONNECTION (NPT)	ISO QUALITY CLASS SOLIDS	OIL REMOVAL AFTER-FILTER	CONNECTION (NPT)	ISO QUALITY CLASS OIL
HITN20 - HITN35	3/4"	6	F06-PF-DP1	3/4"	2	F06-HF-DP1	3/4"	1
HITN50 - HITN125	1"	6	F08-PF-DP1	1"	2	F08-HF-DP1	1"	1

After-Filters have Maximum Operating Temperature of 150°F.
Install downstream of dryer unless the inlet air temperature is ≤ 150°F.

As an extra measure of protection, Hankison will provide additional coverage beyond the standard 2-year warranty. Purchase a dryer with Filtration Package and the annual purchase of a maintenance kit and receive 3 years additional protection, parts and labor, a total of 5 years. All major components are covered.



HITN SERIES PRODUCT SPECIFICATIONS

MODEL	FLOW CAPACITY SCFM ¹	POWER REQUIREMENTS		IN / OUT CONNECTIONS	REFRIGERANT TYPE ²	MAXIMUM WORKING PRESSURE ³	MAXIMUM INLET TEMPERATURE ³	AMBIENT TEMPERATURE RANGE ³	DIMENSIONS IN (MM)			WEIGHT	
		V/ph/Hz	kW						NPT	H	W	D	LBS
HITN20	20	115/1/60	0.69	3/4"	R-134a				29 (744)	14 (366)	17 (430)	100	45
HITN25	25	115/1/60	0.69	3/4"	R-134a				29 (744)	14 (366)	17 (430)	100	45
HITN35	35	115/1/60	0.99	3/4"	R-407c	42-227 psig	40°F-180°F	40°F-110°F	29 (744)	14 (366)	17 (430)	106	48
HITN50	50	115/1/60	0.83	1"	R-407c	3.0-16.0 bar	4°C-82°C	4°C-43°C	41 (1044)	18 (447)	17 (430)	125	57
HITN75	75	115/1/60	1.13	1"	R-407c				41 (1044)	18 (447)	17 (430)	130	59
HITN125	125	230/1/60	1.97	1"	R-407c				46 (1166)	18 (447)	17 (430)	153	69

1 Rating conditions are 180°F inlet temperature, 125 psig inlet pressure, 100% inlet relative humidity, 100°F ambient temperature.

2 Refer to dryer data plate for refrigerant charge.

3 To ensure optimal performance, do not operate continuously in conditions below or above max/min specifications.

Add -FP to any model to include the Filter Pack. Filter Pack consists of the following: (1) Hankison NGF Grade PF Particulate Filter and (1) Hankison NGF Grade HF Oil Coalescing Filter. Maximum temperature for air entering the filters should not exceed 150°F (66°C).

Capacity Correction Factors

CAPACITY FOR FLOWS BASED ON 180°F, 82°C INLET

MODEL	FLOW CAPACITY SCFM ¹ @ 175		RECOMMENDED AIR COMPRESSOR		FLOW CAPACITY SCFM ¹ @ 150		RECOMMENDED AIR COMPRESSOR		FLOW CAPACITY SCFM ¹ @ 125		RECOMMENDED AIR COMPRESSOR		FLOW CAPACITY SCFM ¹ @ 100		RECOMMENDED AIR COMPRESSOR	
	PSIG (12 KG/CM ²)		HP		PSIG (11 KG/CM ²)		HP		PSIG (9 KG/CM ²)		HP		PSIG (7 KG/CM ²)		HP	
	60 Hz	50 Hz	60 Hz	50 Hz	60 Hz	50 Hz	60 Hz	50 Hz	60 Hz	50 Hz	60 Hz	50 Hz	60 Hz	50 Hz	60 Hz	50 Hz
HITN20	23	20	5	5	22	18	5	5	20	17	5	5	18	15	5	5
HITN25	29	24	7.5	7.5	27	23	7.5	7.5	25	21	7.5	5	23	19	5	5
HITN35	41	31	10	7.5	38	29	10	7.5	35	27	10	7.5	32	24	7.5	7.5
HITN50	58	58	15	15	54	54	15	15	50	50	15	10	45	45	10	10
HITN75	87	71	20	20	81	66	20	15	75	61	20	15	68	5	15	15
HITN125	145	121	30	30	135	112	30	30	125	104	30	25	114	95	25	20

For typical applications where there is NO aftercooler installed upstream

1 Capacity @ 180°F (82°C) inlet temperature, 160°F (71°C) inlet pressure dew point, 95°F (35°C) ambient temperature, 50°F (10°C) outlet pressure dew point, and less than 5 psig (0.35 kg/cm²) pressure drop.

CAPACITY FOR FLOWS BASED ON 100°F, 38°C INLET

MODEL	FLOW CAPACITY SCFM ¹ @ 175		RECOMMENDED AIR COMPRESSOR		FLOW CAPACITY SCFM ¹ @ 150		RECOMMENDED AIR COMPRESSOR		FLOW CAPACITY SCFM ¹ @ 125		RECOMMENDED AIR COMPRESSOR		FLOW CAPACITY SCFM ¹ @ 100		RECOMMENDED AIR COMPRESSOR	
	PSIG (12 KG/CM ²)		HP		PSIG (11 KG/CM ²)		HP		PSIG (9 KG/CM ²)		HP		PSIG (7 KG/CM ²)		HP	
	60 Hz	50 Hz	60 Hz	50 Hz	60 Hz	50 Hz	60 Hz	50 Hz	60 Hz	50 Hz	60 Hz	50 Hz	60 Hz	50 Hz	60 Hz	50 Hz
HITN20	32	27	10	7.5	30	25	7.5	7.5	28	23	7.5	7.5	25	21	7.5	5
HITN25	40	33	10	10	37	31	10	7.5	34	29	10	7.5	31	26	7.5	7.5
HITN35	55	43	15	10	51	40	15	10	47	37	10	10	43	33	10	10
HITN50	78	78	20	20	73	73	20	20	67	67	15	15	61	61	15	15
HITN75	118	96	25	25	110	90	25	25	102	83	25	20	92	75	20	20
HITN125	197	164	40	40	183	152	40	30	170	142	40	30	155	129	30	25

For typical applications where an aftercooler is installed upstream

1 Capacity @ 100°F (38°C) inlet temperature, 100°F (38°C) inlet pressure dew point, 100°F (38°C) ambient temperature, 50°F (10°C) outlet pressure dew point, and less than 10 psig (0.7 kg/cm²) pressure drop.

SPX FLOW

4647 SW 40th Avenue

Ocala, Florida 34474-5788 U.S.A.

P: (724) 745-1555

F: (724) 745-6040

E: hankison.americas@spxflow.com

www.spxflow.com/hankison

SPX FLOW, Inc. reserves the right to incorporate our latest design and material changes without notice or obligation.

Design features, materials of construction and dimensional data, as described in this bulletin, are provided for your information only and should not be relied upon unless confirmed in writing. Please contact your local sales representative for product availability in your region. For more information visit www.spxflow.com.

The green "S" and "X" are trademarks of SPX FLOW, Inc.

Bulletin: HK_HITN_US Version: 10/2019

COPYRIGHT © 2019 SPX FLOW INC.